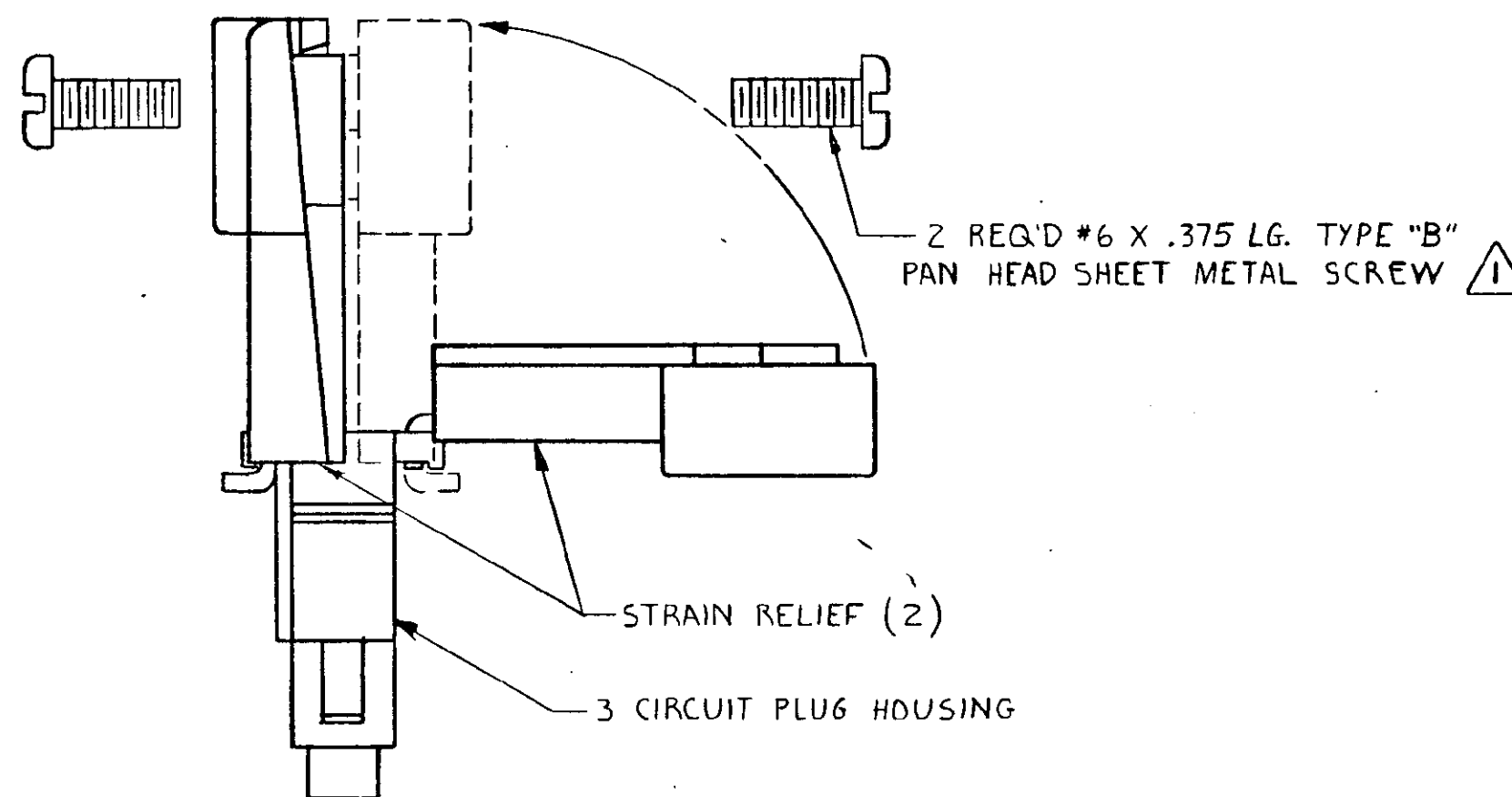
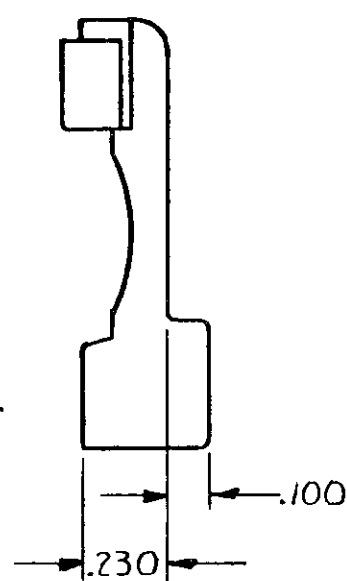
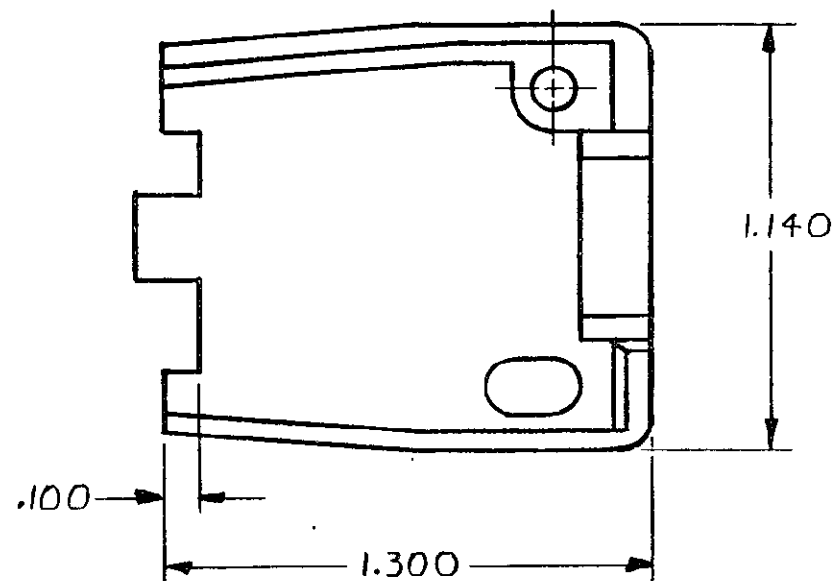
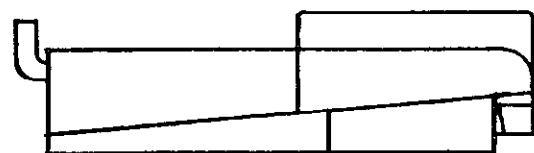


THIS DRAWING IS UNPUBLISHED. RELEASED FOR PUBLICATION . 19
 © COPYRIGHT 19 BY AMP INCORPORATED, HARRISBURG, PA. ALL INTERNATIONAL RIGHTS RESERVED. AMP PRODUCTS MAY BE COVERED BY U.S. AND FOREIGN PATENTS AND/OR PATENTS PENDING.

REVISIONS						
P	F	ZONE	LTR	DESCRIPTION	DATE	APPROVED
✓	✓		O	RELEASE DRAWING PER M-6802	1-29-82	MSF/DH
✓			O1	RESTORATION	8-1-85	RS/SJ
			A	REV PER EC 0730-0201-94	4-26-95	JH RS

- 1 SHEET METALS SCREWS NOT SUPPLIED.
- 2 TWO REQUIRED PER CONNECTOR.
- 3 DESIGNED TO ACCEPT CABLE WITH .200-.350 OUTSIDE DIAMETER.



ASSEMBLY DETAILS

641945-1

PART NO

UNLESS OTHERWISE SPECIFIED DIMENSIONS ARE IN INCHES. TOLERANCES ON: DECIMALS ±.015 ANGLES ±	CONTRACT NO	AMP AMP INCORPORATED Harrisburg, Pa. 17105	
	DR <i>m. Folan 1-29-82</i>		
MATERIAL NYLON 94V-0	CHK <i>D.S. Heide 2/3/82</i>	NAME STRAIN RELIEF, UNIVERSAL MATE-N-LOK, 3 CIRCUIT	
	APPD <i>B.E. Quillo 2/3/82</i>	SIZE C	FSCM NO 00779
	DSGN APPD	DRAWING NO 641945	
	OTHER APPD	SCALE 2-1	SHEET